

Suwannee River Livestock Show and Sale Market Record Book

___ Swine

___ Feeder Steer

___ Market Steer

OFFICIAL USE

Youth Animal Project Agreement

SRF Tag
Number _____

Feeder Steer
Official Individual Identification Number _____

Age on 9/1/2016 _____

Primary(8-10) _____

Junior(11-13) _____

Senior(14+) _____

Sponsor Thank You

Must be completed for those with show animals and with this book.

Write a thank you letter on 8x11 paper to the sponsor of your show listed on the web site. Be personal with your letter; include your accomplishments and activities. Do not use "To Whom It May Concern" to address the thank you.

Show sponsors can be found at <http://mysrf.org>

Name: _____

School: _____

I am a member in good standing in _____

Grade: _____

Club/Chapter _____

I agree to be responsible for caring for my project animal. This will include feeding, providing fresh clean water, providing health care, providing adequate housing, grooming, and showing. I understand that this project is to be an educational tool to learn life skills, as well as skills needed in the livestock industry. I understand that success in this project is not only determined at the show, but also on how well I maintain my record keeping. I also understand as owner of this animal project, it is my responsibility to keep accurate and timely records. I hereby certify that as the exhibitor of this project, I have personally kept records on this project, have personally completed this record summary and I understand and agree to these responsibilities.

Member Signature _____

Date _____

We the parent(s) or guardians of the above named youth agree to be responsible for providing financial help, if needed, along with assistance and encouragement while the exhibitor is participating in this project. I understand and agree to these responsibilities.

Parent or Guardian Signature _____

Date _____

This student is a member in good standing of my Club, and this summary sheet has been completed by the youth and is an accurate record of the project. The 4-H Agent or 4-H leader is responsible for visiting the youth and the animal to give assistance when needed. I understand and agree to these responsibilities.

Extension Agent/Leader Signature _____

Date _____

Youth General Record Book Guide Lines

It is suggested that you use a Work Copy and then transfer records into this new book for a Final Copy.

Notes from the judge:

1. Your Record Book should start on 1 September or First Tag/Weigh-in or the purchase date of your animal.
2. Record Books should be completed on animal relating to your Youth animal project.
3. The only item that you should submit at check in is the record book. Please do not make it a scrapbook. Do staple at top.
4. Do not put record book in a binder.
5. Always double check your work, especially your math calculations.
6. Have someone check your project story for spelling and grammar before you write it in the final record book.
7. Your final record book should be hand written by the exhibitor.

Making sure your animal is at the best weight by Fair time is very important to the success of your project.

Animal Identification (1 point)	Expense (2 points)
<p>Place 1 Picture of Your Project Animal Here</p> <p>Trim picture to fit</p> <p><i>Use market price below if born on farm</i> Market Price: Swine .45/lb Market Price: Feeder Steers .85/lb Market or Fat Steer .75/lb</p>	<p>SRF Tag #: _____</p> <p>Name: _____</p> <p>Breed: _____</p> <p>Color: _____</p> <p>Purchase Date: _____</p> <p>Purchase Price: \$ _____</p> <p>Purchase Weight: _____</p> <p>Price/Pound: \$ _____</p> <p style="text-align: right; font-size: small;"><i>price/pound = cost ÷ weight</i></p> <p>Breeder: _____</p> <p>City: _____</p> <p>State: _____</p>

What was the breed composition of your animal and why did you choose that? (4 points)

Rate of Gain – Estimated Required Average Daily Gain (3 points)								
<p><i>Making sure your animal is at the appropriate weight by the time of sale is critically important to the success of your project. Using the estimated end, to calculate the estimated required average daily gain that your animal needs to maintain to make market weight at the time of fair.</i></p>								
Tag #	Estimated Proper Finished Weight		Beginning Weight		Total Required Gain		Days in Feeding Period	Estimate of Required Average Daily Gain
		-		=		÷		=

Project Terms & Explanations
<p>Notes for Project Inventory -</p> <ol style="list-style-type: none"> 1. Project Year - Based on a calendar year. Current project year is same year as current Fair. 2. Date acquired - List the date you obtained this item, on items older than 1 year, the year will be sufficient. 3. Purchase cost or value - What did this item cost when you obtained it? (Fair market value) 4. Value at Beginning of Project- Same as purchase cost for items purchased current calendar year. On items from previous years this should be the value from last year's ending inventory or depreciated value of 10% of purchase cost per project year. 5. Depreciation of 10% - This will be 10%, per calendar year, of the original purchase cost for the items you will still have at the end of the project. This includes items you had at the beginning of the project as well as items purchased during the current calendar year. Depreciation is the loss in value of your assets and is an expense. 6. Value at the end of the project- This is the value at the beginning of the project minus the depreciation.

Project Inventory (8 points)

List all equipment and assets you had at the beginning of the project. After listing existing inventory, you should also list those items you purchased this year that you will keep after the project is finished. **List items you will keep past the end of this project on this page only** (inventory examples include clippers, blowers, chutes, tack, etc.) **Do NOT list expendable items such as shampoo, etc.**

Project/Current Fair Year:		Purchase Cost or Value	Value at Beginning of Project	Depreciation (10% of purchase cost/ calendar year)	Value at End of Project
Item Description	Date Acquired				
Example: Bucket	Last Year	6.00	5.40	0.60	4.80
Example: Brush	Current Year	4.00	4.00	0.40	3.60

Total Depreciation
Depreciation is an Expense _____

Current Year: 2011 Bucket Purchased in 2010 for \$6.00

Calculate Depreciation: 10%/100=0.10

Bucket Cost = 6.00 x 0.10 = 0.60

2010 6.00 - 0.60 = 5.40

2011 5.40 - 0.60 = 4.80 Your bucket will depreciate 60 cents each year.

2012 4.80 - 0.60 = 4.20

Total Inventory Value
Inventory is an Asset _____

Health Care Records (4 points)

This should include a record of any health related activities (de-worm, vaccinate, or use of veterinarian services for any other reason). Include well animal care (such as health certificate, veterinary, farrier).

Date	Description	Treatment Administered		Withdrawal Time (on label)
		Product	Dosage	

I certify that I produced this animal, it was not fed any prohibited feed-stuffs and I have listed ALL products and treatments they received while in my care:

Youth Signature _____

Parent/Guardian Signature _____

Weight Records (4 points)

Keep track of the weight gains of your animal. Be sure to include the beginning weight and your estimated final weight at Fair check-in. If you do not have access to scales, use a weight tape.

Date	Weight	Pounds Gained Since Last Weighing	Number of Days Since Last Weighing	Average Daily Gain (ADG)*
Begin Weight				
Estimated End Weight				

* ADG = pounds gained since last weighing, divided by the number of days since last weighing.

Total Gain _____

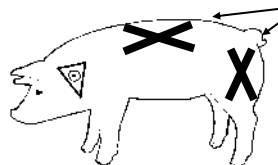
Total Number Of Days On Feed _____

"Produce healthy and safe products by being a knowledgeable and responsible producer."

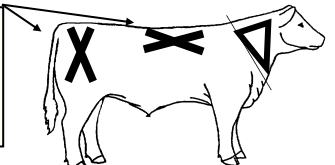
Give **Subcutaneous (Sub-Q) injections** under loose skin of neck, using the tented method.

Give **Intra-muscular (IM) injections** in the neck.

If label indicates a choice,
use **Sub-Q** (under the skin) injections over **IM**.



NEVER – Inject into
the ham or round
or loin areas



Feed Expenses (8 points)

Keeping good feed records is important. Put a calendar in the barn and write down the amount and the kind of feed used each day. **Start your record whenever you began feeding your animal.** It is not possible to raise an animal and have no feed costs. **Do not leave this section blank.** If you have an agreement to use feed from your parent's farm, or some other arrangement, calculate the pounds and value of the feed as if you had purchased it. List all weights of feed including hay.

Date	Description	Pounds	Total Costs
<i>Total (A)</i>			

Date	Description	Pounds	Total Costs
<i>Total (B)</i>			

Total pounds of Feed Fed (A) _____

Total pounds of Feed Fed (B) _____

Total pounds Fed (A+B) _____

Total Feed Costs (A) _____

Total Feed Costs (B) _____

Total Feed Expense (A+B) _____

Non-Feed Expenses = Expendable or One Time Costs (6 points)

List everything that you spend money for that you will **NOT** have at the end of the project and that is **NOT** feed or hay. This includes health care costs, entry fees, bedding, marketing costs and other expendable items such as shampoo, shoe polish, hair spray, film, developing, etc.

Date	Description	Paid To	Quantity	Cost	Total Cost

Total Non-Feed Expenses _____

Other Income (1/2 point)

Other project income should be recorded here, such as show premiums or other money earned. If you have no other income from this project prior to the show, THEN ENTER ZERO.

Date/Month	Description	Total

Total Other Income, if none, enter zero _____

Sponsor Income (1/2 point)

Other project income should be recorded here, such as show premiums or other money earned. If you have no other income from this project prior to the show, THEN ENTER ZERO.

Sponsor's Name	Total

Total Sponsor Income, if none, enter zero _____

Pictures Of Your Project (8 points)

Show the beginning and end of your project along with two different skills that you have learned. This should include **a minimum of 5 pictures and a maximum of 8 pictures**. Include a caption with each photo. The captions should tell a story. The pictures and captions should compliment your project story. Explain what you are doing and why you are doing the things shown in the picture. What skills are you demonstrating and why? Spelling and grammar are included in the judges' decision.

Pictures Continued

Project Story Outline (8 points)

As a non-market project exhibitor, you are the best person to help promote the program. You will be writing to persuade others to participate in this project. Use your own experiences to tell others what it takes to have a good non-market project.

Use the following prompts to help you come up with ideas to write your story. These are ideas and do not need to be in complete sentences. You may include other ideas in your final story.

I. Introduction - Introduce your story and capture the reader's interest. Are you going to start your story with:

- A fact
- An anecdote
- A description
- A question
- A Quote

II. Why did you choose to do this project?

- a. _____
- b. _____
- c. _____

III. What did you like about this project?

- a. _____
- b. _____
- c. _____

IV. What did you learn from this project?

- a. _____
- b. _____
- c. _____

V. Summary - Leave the reader with the idea or impression you want them to have.

Use these ideas to help you write your story.

Project Summary (14 points)

Estimated Market Prices: Swine .45/lb, Feeder Steers .85/lb, Market Steer .75/lb

Animal Summary	A.	Date Animal was Purchased _____	Page 2	
	B.	Date of Fair Check-in _____		
	C.	Number of Days on Feed _____	Page 4 First Tag/Weigh-in until fair check-in	
	D.	Market Price per Pound _____	Estimated Market Prices	
Animal Gain	E.	Beginning Weight _____	Page 4	
	F.	Estimated Ending Weight _____	Page 4	
	G.	Total Gain (F-E) _____		
	H.	ADG: Average Daily Gain (G ÷ C) _____		
Animal Feeding	I.	Total pounds of Feed Fed _____	Page 5	
	J.	Total Feed Cost _____	Page 5	
	K.	Feed Cost/Pound Fed (J ÷ I) _____		
	L.	Conversion (I ÷ G) _____	Conversion = Pounds of feed fed per pound of gain	
	M.	Cost of Gain (J ÷ G) _____	Cost of Gain = Total feed cost per pound of gain	
Financial Summary	Income	N.	Animal Ending Value (F x D) _____	Ending weight multiplied by market price
		O.	Other Income _____	Page 6
		P.	Sponsor Income _____	Page 6
		Q.	Total Income (N+O+P) _____	
	Expenses	R.	Purchase Cost of Animal _____	Page 2
		S.	Total Depreciation _____	Page 3
		T.	Total Feed Expense _____	Page 5
		U.	Total Non-Feed Expense _____	Page 6
		V.	Total Expenses (R+S+T+U) _____	
		W.	Break-even Cost per Pound (V ÷ F) _____	Price you need to sell your animal to not lose money
X.	Profit or Loss (Q-V) _____	Total Project Income - Total Project Expense		
Y.	Total Assets _____	Page 3 Total Ending Inventory Value		




Market Animal Score Sheet (1 point)

Age Division: _____ Primary _____ Junior _____ Senior
 Animal Division: _____ Feeder _____ Market _____ Swine

Name: _____

Page	Section	Value	Points	Comments
Cover	<i>Youth Project Animal Agreement</i>	2		
2	<i>Animal Identification & Expense</i>	7		
2	<i>Rate of Gain</i>	3		
3	<i>Project Inventory</i>	8		
4	<i>Health Care Records</i>	4		
4	<i>Weight Records</i>	4		
5	<i>Feed Expense</i>	8		
6	<i>Non-Feed Expense</i>	6		
6	<i>Income</i>	1		
7 & 8	<i>Project Pictures</i>	8		
9	<i>Project Story Outline</i>	8		
10 & 11	<i>Project Story</i>	8		
12	<i>Project Summary</i>	14		
13	<i>Score Sheet</i>	1		
15	<i>Quality Assurance & Drug Statement</i>	1	1	<i>Completed At Check-in</i>
15	<i>SRF Resale Quality Assurance & Drug Statement</i>	1	1	<i>Completed At Check-in</i>
	<i>Neatness & Accuracy</i>	16		
	TOTAL	100		

BLANK PAGE



Showmanship

SRF Animal Tag Number _____

___ Feeder ___ Market Steer ___ Swine

Your Name _____ Grade _____ Age _____ Birth Date _____

I would like to participate in showmanship ___ Yes ___ No (check one)

This is your chance to enroll in showmanship. If neither is marked, it will be assumed that you do NOT wish to participate in Showmanship. Once this sheet is turned in, you will not be able to change your decision.

Quality Assurance Statement & Drug Statement (1 point)

___ Feeder ___ Market Steer ___ Swine

_____ Number of Project Animals
_____ Total Animal Cost
_____ Total Health Care Expense
_____ Total Feed Expense
_____ Total Non-Feed Expense
_____ Total Income

This is to acknowledge that I have been advised that the presence of any drug, antibiotic or biological residue in my market animal at slaughter will result in the condemnation of the carcass and forfeiture of all sale proceeds and premiums.

I certify that any drug, antibiotic or biological substance which may have been administered by myself or any other person, was done so in strict compliance with the manufacturers label requirements or as prescribed by a veterinarian.

I certify that I produced this animal, it was not fed any prohibited feedstuffs and feed additives like Paylean were fed in strict compliance with the manufacturers label requirements.

Youth Signature _____

Parent/Guardian Signature _____

SRF Resale Quality Assurance & Drug Statement (1 point)

Official Individual ID Number _____

SRF Animal Tag Number _____

Your Name _____ Feeder ___ Market Steer ___ Swine

In 2010 the resale buyers requested a quality assurance. This statement will be given to the resale buyer and you are certifying that you have produced a healthy and drug free animal that is safe for human consumption. Substance residues found in the meat of your animal or poor meat quality is your sole responsibility.

I hereby certify that any drug, antibiotic or biological substance which may have been administered by myself or any other person, was done so in strict compliance with the manufacturers label requirements.

I hereby certify that I produced this animal, it was not fed any prohibited feedstuffs and feed additives like Paylean were fed in strict compliance with the manufacturers label requirements.

Youth Signature _____

Parent/Guardian Signature _____